

## پکیج Exchange & Kerio

مروری بر دوره

### Exchange Server

طراحی این دوره به گونه ای انجام شده است که دانشجویان در اتمام آن قادر خواهند بود با تسلط کامل طراحی، پیاده سازی و عیب یابی مربوط به پیکربندی ایمیل سرور محبوب و پیشرفته مایکروسافت (Exchange Server) را انجام دهند.

### Kerio Control

طراحی این دوره به گونه ای انجام شده است که دانشجویان ضمن آشنایی با مباحث انواع فایروال ها که در آن گنجانده شده پیکربندی، عیب یابی فایروال نرم افزاری و کاربردی کیرو کنترل (Kerio Control) را به صورت تخصصی و پیشرفته انجام دهند.

سرفصل ها

#### ۱. Deploying and Managing Exchange Server


- Server ۲۰۱۶ Prerequisites and Requirements
- Exchange Server ۲۰۱۶ Deployment
- Managing Exchange Server ۲۰۱۶

#### ۲. Planning and Configuring Mailbox

- Mailbox Server Role
- Planning the Mailbox Server Deployment
- Configuring Mailbox Servers

#### ۳. Managing Recipient

- Managing Exchange Server ۲۰۱۶ Recipients



- Managing Exchange Recipients
- Planning and Implementing Public Folder Mailboxes
- Managing Address Lists and Policies

#### ۴. Planning and Deploying Client Access Server

- Planning Client Access Server Deployment
- Configuring the Client Access Server Role
- Managing Client Access Services

#### ۵. Planning and Configuring Messaging Client Connectivity


- Client Connectivity to Client Access Server
- Configuring Outlook Web App
- Planning and Configuring Mobile Messaging
- Configuring Secure Internet Access for Client Access Server

#### ۶. Planning and Implementing High Availability

- High Availability on Exchange Server ۲۰۱۶
- Configuring Highly Available Mailbox Databases
- Configuring Highly Available Client Access Servers

#### ۷. Planning and Implementing Disaster Recovery

- Planning for Disaster Mitigation
- Planning and Implementing Exchange Server ۲۰۱۶ Backup
- Planning and Implementing Exchange Server ۲۰۱۶ Recovery



## ۸. Planning and Configuring Message Transport

- Message Transport
- Planning and Configuring Message Transport
- Managing Transport Rules

## ۹. Planning and Configuring Message Hygiene

- Planning Messaging Security
- Implementing an Anti-Virus Solution for Exchange Server ۲۰۱۶
- Implementing an Anti-Spam Solution for Exchange Server ۲۰۱۶

## ۱۰. Planning and Configuring Administrative Security and Auditing


- Configuring Role-Based Access Control
- Configuring Audit Logging

## ۱۱. Monitoring and Troubleshooting Exchange Server ۲۰۱۶

- Monitoring Exchange Server ۲۰۱۶
- Maintaining Exchange Server ۲۰۱۶
- Troubleshooting Exchange Server ۲۰۱۶

## LABS

- Lab ۱: Deploy and Manage Exchange Server ۲۰۱۶
- Evaluate Requirements and Prerequisites for an Exchange Server ۲۰۱۶ Installation
- Deploy Exchange Server ۲۰۱۶



- Manage Exchange Server ۲۰۱۶

#### Lab ۲: Configure Mailbox Servers

- Plan Configuration for Mailbox Servers
- Configure Storage on the Mailbox Servers
- Create and Configure Mailbox Databases

#### Lab ۳: Manage Recipient Objects

- Configure Trey Research Recipients
- Configure Address Lists and Policies for Trey Research
- Configure Public Folders for Trey Research

#### Lab ۴: Deploy and Configure Client Access Server Role

- Configure Certificates for the Client Access Server
- Configure Client Access Server Options
- Configure Custom MailTips

#### Lab ۵: Plan and Configure Messaging Client Connectivity

- Plan Client Connectivity
- Configure Outlook Web App and Outlook Anywhere
- Configure Exchange ActiveSync
- Publish Exchange Server ۲۰۱۶ through Kerio Firewall

#### Lab ۶: Implement High Availability

- Create and Configuring a Database Availability Group



- Deploy Highly Available Client Access Servers
- Test the High Availability Configuration

#### Lab ۷: Implement Disaster Recovery for Exchange Server ۲۰۱۶

- Back Up Exchange Server ۲۰۱۶
- Restore Exchange Server ۲۰۱۶ Data

#### Lab ۸: Plan and Configure Message Transport

- Configure Message Transport
- Troubleshoot Message Delivery
- Configure Transport Rules and Data Loss Prevention Policies

#### Lab ۹: Plan and Configure Message Security

- Configure Antimalware Options in Exchange Server ۲۰۱۶
- Configure Anti-Spam Options on Exchange Server
- Validate Antimalware and Anti-Spam Configuration

#### Lab ۱۰: Configure Administrative Security and Auditing

- Configure Exchange Server Permissions
- Configure Audit Logging
- Configure RBAC Split Permissions on Exchange Server

#### Lab ۱۱: Monitor and Troubleshoot Exchange Server ۲۰۱۶

- Monitor Exchange Server
- Troubleshoot Database Availability



- Troubleshoot Client Access Servers

## **Kerio Software firewall**

### Introduce Firewall

- Type of firewall
- Design Network Protection
- Feature Comparison
- Beyond The Firewall
- The Network Design For firewalls

### System requirement

- Hardware
- Software
- General Recommendation
- Deploy In Virtual Environment

### choosing Firewall Client Type

- Web Proxy
- Secure NAT
- Client Authentication

### Kerio Installation

- Consideration Before Installing
- Recommendation's



- Install Kerio Software

## Exploring The TMG Consol


- Firewall Policy
- Networking
- Monitoring
- Web Access Policy
- IPS
- IDS
- Update Center
- DMZ

## Configuring TMG Network

- Network Relations
- IP Routing
- NAT Relationship
- Network Rule
- Create a new Network
- Create a new Network Rule
- Configure Protect Network
- DMZ

## Access Rule

- Traffic Policy
- Policy Enforcements



- Internet Access
- Authentication
- Name Resolution

## Caching Concepts

- Understanding Proxy Cache
- Cache Storage
- Cache Web Object
- Caching Scenario

## Publishing


- Server Publishing Concepts
- Implementing Server Publishing
- Server Publishing and Network Relationship
- Web Publishing
- Publishing Rule Elements
- Publishing Servers such as Mail Server, share point,

## Remote Access

- VPN Concepts
- Protocols
- Authentication

## URL Filtering

- Configure URL Filtering





- Content Filtering
- Security Setting

## Troubleshooting

- Network Monitor
- Capture Traffic
- Reading a network monitor Capture

